



GSS-Doors

TEL

1-406-212-2334

EMAIL

rg@gssdoors.com

WEB

www.gssdoors.com

## FORTRESS SERIES

*Our flagship door, designed for locations at very high risk of attack or forced entry*

The Fortress Series is designed to help create a secure environment for locations with extremely high threat profiles or security challenges. It was tested at NTS Chesapeake in Belcamp, MD to the US State Department (DoS) forced entry standard SD-STD.01.01 Rev. G at the 15 minute level (FE 15). It was also tested at the iFT Rosenheim laboratory in Germany and was awarded a resistance class 4 (RC4) rating according to EN1627.


### TECHNICAL SPECS

- Door and frame constructed from 12 AWG steel
- Armored multi-point locking system with up to 20 locking points  $\frac{3}{4}$ "  $\varnothing$
- Locks encased in drill resistant manganese
- Door thickness: 3.5" (91mm)
- Frame thickness: 4.5" (115mm)
- Handgun or rifle level ballistic resistance - **optional**
- 90 minute UL fire rating - **optional**
- Welded, adjustable ball bearing security hinges
- $\frac{1}{2}$ " (12mm) or  $\frac{3}{4}$ " (18mm) thick decorative panels
- 2" of rock wool for sound and thermal insulation
- Door is pre-hung to the frame
- L-shaped frame profile
- Frame is secured in the wall using 16 bolts protected by 1" steel shims.
- Unlimited design and glass options

12 Active locking bolts



8 Hinge side inactive bolts



### HARDWARE

- High security bump and pick resistant Mul-T-Lock cylinders
- Drill resistant cylinder defenders
- Available lock options: Mottura 85 series (mechanical) or Fiam X1R (motorized)
- Lockout function - optional with mechanical lock only

### DIMENSIONS

- Height: up to 110" (depending on decorative panels)
- Width: up to 49"
- Inswing or outswing

### FB4 BALLISTIC (EQV.UL752 - LEVEL 3)



ATTACK SIDE




SECURE SIDE



GSS-Doors  
TEL 1-406-212-2334  
EMAIL rg@gssdoors.com  
WEB www.gssdoors.com

## State Department Forced Entry 15 Testing



## State Department Bullet Resistant Tested Up To Level 8





GSS-Doors

TEL

1-406-212-2334

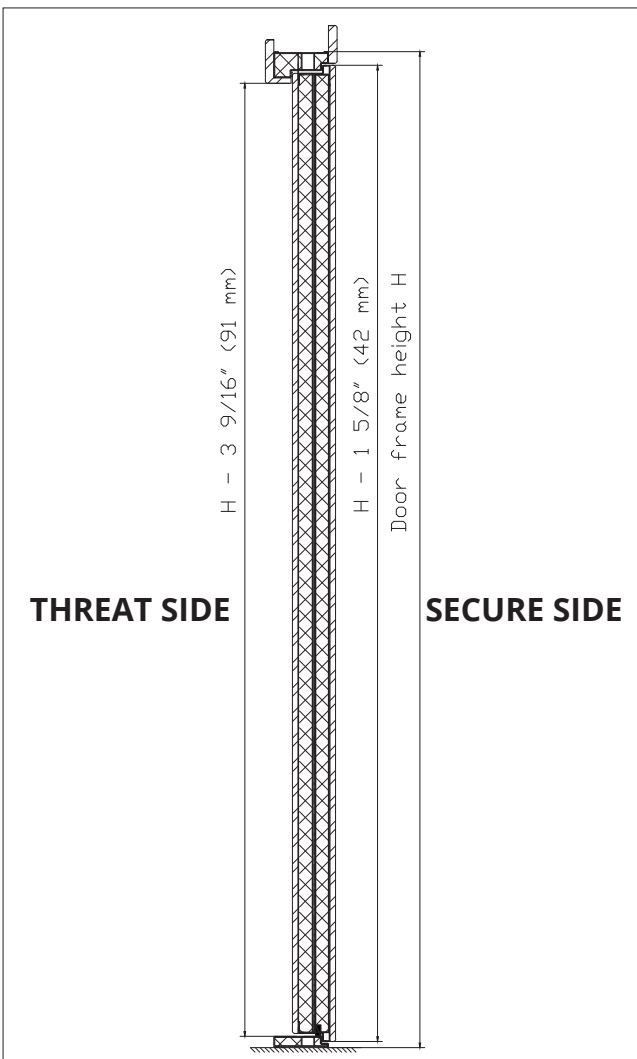
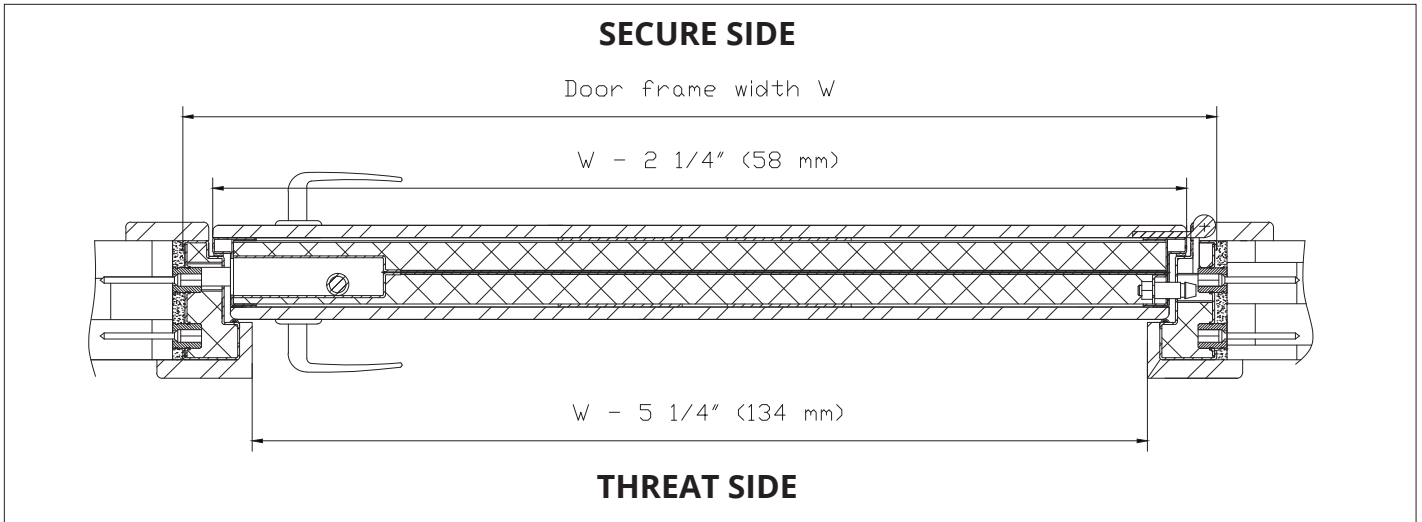
EMAIL

rg@gssdoors.com

WEB

www.gssdoors.com

## CROSS SECTIONS



## INSTALLATION FAQ

- The Fortress series comes as a pre-hung door set and includes frame, locks, cylinders, handles, hinges, and hardware.
- It can be installed by any licensed GC or door installer.
- No specialized training or tools required!
- A 1/2" to 3/4" gap is required on all sides between the frame and wall (rough opening).
- The Fortress series frame is designed to adapt to crooked walls and openings.
- For detailed instructions, **download** our installation manual.